


Creating a Map for your Biography Project

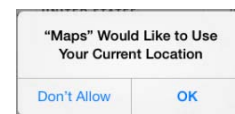
□ Open the Maps app



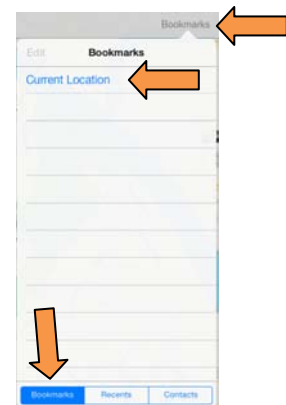
□ Tap the CURRENT LOCATION at the bottom



□ Press OK if you get this alert box



□ Tap BOOKMARKS at the top right



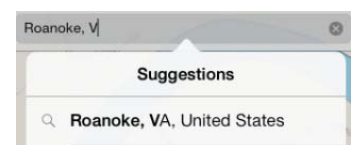
□ Tap BOOKMARKS on the bottom left

□ Tap CURRENT LOCATION

□ Tap the X in the SEARCH BOX to clear it

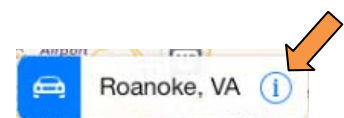


□ Tap in the SEARCH BOX and type the birthplace of your famous person

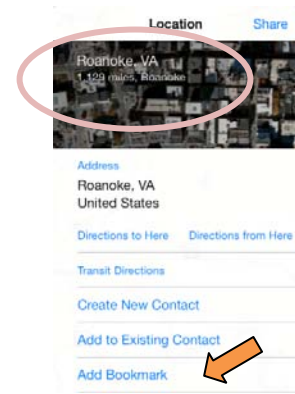


□ Tap the place from the list or tap SEARCH on the keyboard

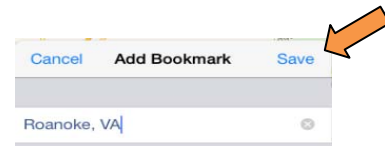
□ Tap the i on the flag that pops up



□ Notice the DISTANCE from Austin to the birthplace of your famous person!



□ Tap ADD BOOKMARK



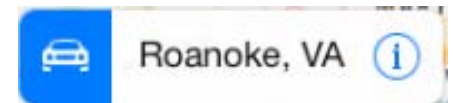
□ Tap SAVE at the top right

□ Tap outside of the info box to close it

□ Zoom out by pinching the screen



□ Tap on the CAR to get a path and notice how many days and hours it would take to drive to the birthplace of your famous person!



□ Take a screenshot of your map. Make sure that you can see the FLAG with the name of the birthplace

