

# SOCRATIVE ASSESSMENT TOOLS

Socrative is a simple assessment tool that works on computers and mobile devices via a browser or through the Socrative student and Socrative teacher apps from the iTunes store.

- Video tutorials are available here: <http://vimeo.com/channels/233370>
- This handout has been modified from the Socrative User's Guide found here: [http://www.socrative.com/garden/?page\\_id=2](http://www.socrative.com/garden/?page_id=2)

## Create your teacher account

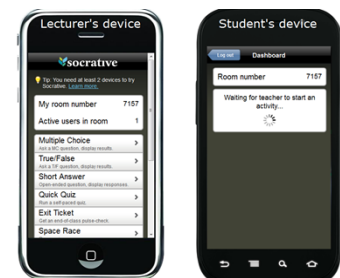
- Go to <http://t.socrative.com> or download the teacher app <http://goo.gl/ZAf4I> and click on CREATE ACCOUNT
- You will be assigned a room number
- Socrative is limited to 50 users PER activity

## Change your room number

- Click MY PROFILE (you will have to scroll down)
- Click on CHANGE ROOM NUMBER (it can be letters or numbers or both letters and numbers)

## Connect student devices to the teacher's device

1. Students open the Socrative student app or go to <http://m.socrative.com>
2. Students should enter your room name or number
3. The student's device will show "Waiting for teacher to start an activity" until you start an activity/quiz



## Give Multiple Choice, Short Answer and True or False Questions on the Fly

1. Ask a multiple choice question out loud, in your presentation slides or write it on the board
2. Tap "Multiple Choice", and the students will be given A through E options
3. Your Teacher Screen will then show the student selections in columns
4. Follow the same process for the True or False
5. For Short Answer you can have students vote on the responses by tapping "Vote on responses." Each student device will have the short answer responses as buttons. Your device will show tally of the student votes



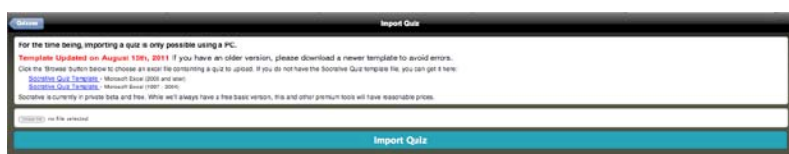
## Pre-Planned Assessments

### CREATE A QUIZ


1. Select Manage Quizzes
2. Select Create Quiz
3. Enter a name for your quiz
4. Click on Short answer or Multiple choice, fill in the question, mark the correct answer on the left of the question
5. Socrative will add the first question automatically to prompt them to type their name
6. Include an explanation if you want to make notes for yourself or to help students with the question
7. Click SAVE
8. Share quiz code will appear, click CONTINUE

## IMPORT QUIZ FROM EXCEL TEMPLATE- Only available on PCs

- Select Manage Quizzes



- Select Import Quiz
- Download and complete the Excel template and Save it in your computer
- Browse and choose your Saved quiz from your computer
- Press Import and once it's completed you'll find it in your Quiz Drop Down box
- NOTE: You can always edit the quiz within Socrative once it's imported
- Scroll to click SAVE



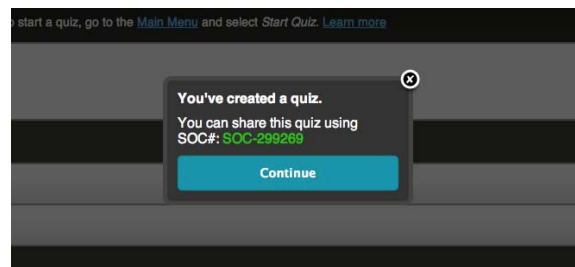
## Sharing Quizzes

- Enable Sharing on your quiz (under the quiz name after you saved your quiz)



## IMPORT A SHARED QUIZ

1. Get the SOC # (e.g. SOC-299269)
2. Select Manage Quizzes
3. Select Import Quiz
4. Choose Import Shared Quiz
5. Enter the SOC-XXXX
6. Select Import Quiz



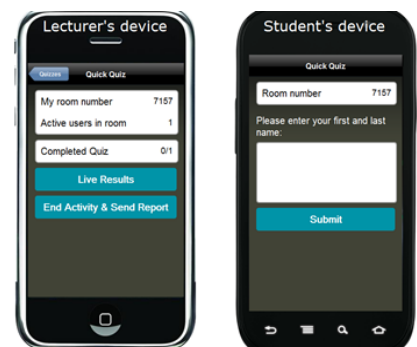
## Start a PRE-PLANNED Assessment

1. From the MAIN SCREEN select START QUIZ
2. Choose your quiz from the drop down menu
3. Check the Advanced Quiz Options, check the box next to it to enable/disable it
  - Randomize Answer Choices (Multiple choice answers will be displayed in a random order)
  - Disable Immediate Right/Wrong Feedback (Students will not receive immediate feedback about whether they got a question right or wrong)
  - Hide Question Explanations (Explanations will not be shown for answered questions)
4. To begin the activity, choose STUDENT PACED or TEACHER PACED
  - a. *Student Paced Quiz* - students answer the questions at their own speed
  - b. *Teacher Paced Quiz* - teachers control the speed one question at a time

## Getting Results

### STUDENT-PACED QUIZ

- Students take the assessment at their own pace
- Once all the students in the “room” have answered all of the questions, you will see a LIVE RESULTS button
- Click “Live Results” to see who has responded and how they scored
- Once everyone has completed the quiz, click END ACTIVITY. An Excel spreadsheet, with all of the data from the quiz, is available for download or you can choose to have it emailed to you



- Multiple Choice questions will be graded for you and a total score will be provided for each student.
- The quizzes will also be available in the Manage Quizzes section of your teacher dashboard.

Excel Data Report. The green-filled boxes are correct answers; the red-filled are incorrect.

	A	B	C	D	E	F
	Please enter your first and last name:	Which of the following American presidents was NOT a K-12 or college teacher?	Who was Socrates?	4. In your opinion, will mobile technology improve education?	Number of correct answers (relates only to multiple-choice questions)	Total Score (0-100)
1	Charlie Brown	Barack Obama	All of the above	Yes	2	66

## TEACHER-PACED QUIZ

- A teacher paced quiz lets you control the pace of the questions
- Students will all answer the same question at the same time, and your device will aggregate the student responses in real time
- You can hide and show the live results
- If it is a short answer question, your screen will show each line of student entered text
- If the question is a multiple choice, you will see a tally of the students' responses visualized in a chart of columns (below)
- To move to the next question, you select "Send Next Question To Students"
- At the end of this activity you will also receive a detailed data report of student answers



## SPACE RACE

Students compete in small groups (maximum: 10) to answer your pre-loaded multiple-choice questions. The team that gets the farthest right in the allotted amount of time wins.

- From the MAIN SCREEN select SPACE RACE
- Choose a pre-made quiz from the drop down menu
- Pick the number of teams
- Check Auto-assign colors
- Click Next to start the activity
- When you've decided time is up, click the "end activity & send report" button at the bottom of your screen
- You'll be emailed or you can download an Excel spreadsheet with the results

**Quiz-Based Activities**

**Start Quiz**  
Run a pre-made quiz.

---

**Exit Ticket**  
Get an end-of-class pulse-check

---

**Space Race**  
Run a quiz as game

