



TRADING CARDS

COST: FREE

Folder on student iPad: Presentation

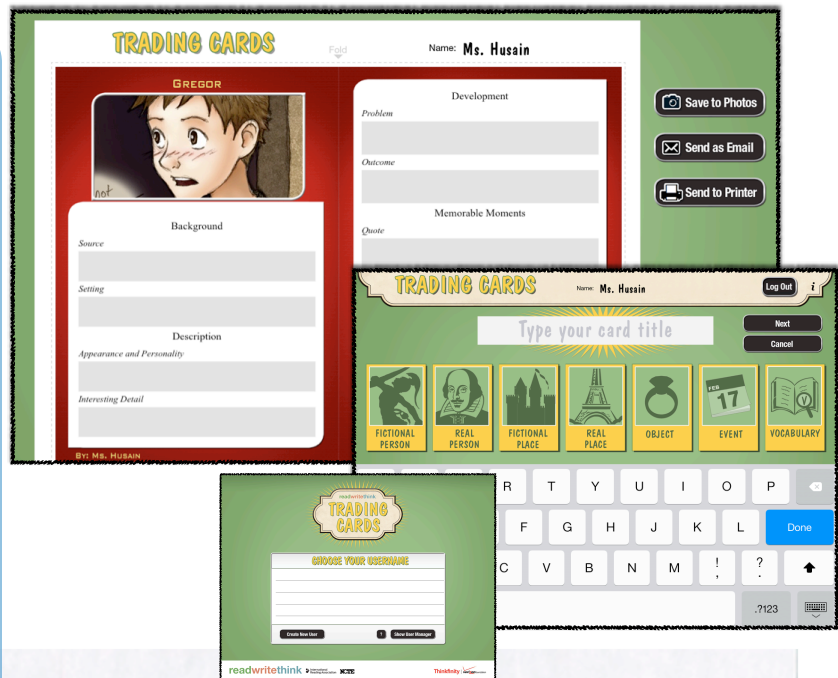
On K-5 student iPads

Web Version: [Trading Cards Online](#)

Accounts: Create free account through app

Publishing and Sharing: Save to photos, send as email, send to printer

Teacher Use: Research projects, spelling words, vocabulary, study aid, summarizing



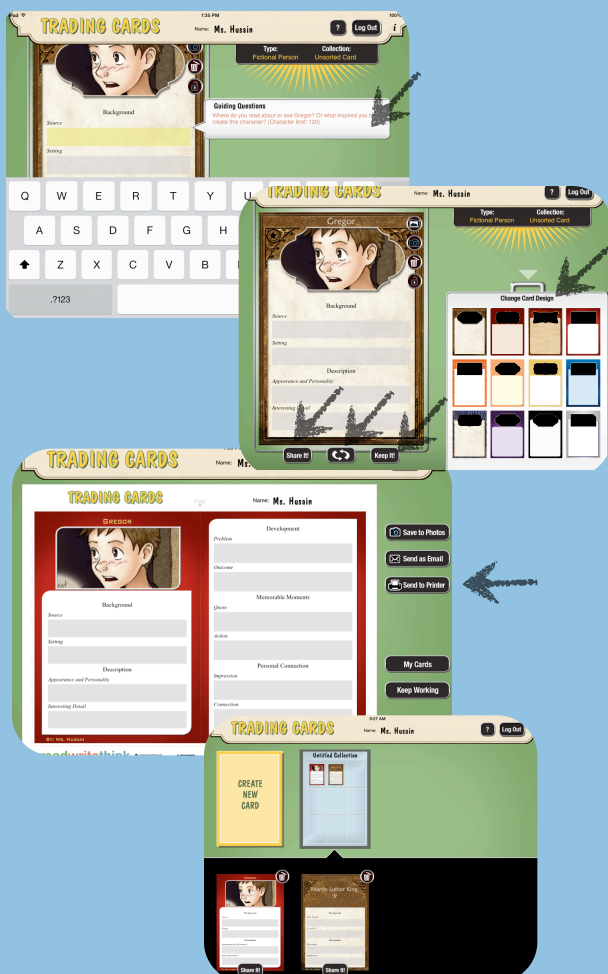
SUMMARY:

This app, created by International Reading Association's [Read, Write, Think](#) initiative, allows students to create trading cards. The cards can be created for a fictional person, real person, fictional place, real place, object, event, or vocabulary word. Each card provides guiding questions to help students fill out the card for their selected activity. Students can create collections of cards to share their understanding of projects and build study aids. See a video tutorial [here](#).

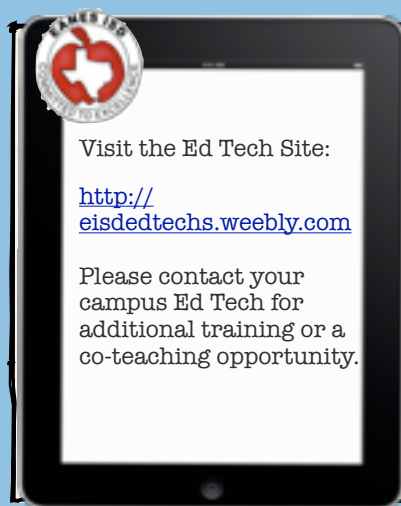
Ideas for the Classroom

- Have students create cards for characters in a book study
- Create vocabulary cards for LA, Science, Math, and SS
- Create a trading card collection for student art work
- Use as an app for [20% time in education](#) for students to create their own projects
- Create cards to practice summarizing
- Have students create cards about their friends to get to know each other better

- Open the App
- Press CREATE NEW USER and enter your name
- Type your CARD TITLE and CHOOSE A CATEGORY
- The black window is where you can place a picture for your card
- Tap the photos button (the first time it will ask to allow access to photo roll, choose OK) to get photos from your iPad, or tap the camera button to take a picture



- Tap each field and you will get a guiding question that will help you think about what you need to write
- Tap the REVERSE button to get to the back of the card
- Tap the CHANGE CARD DESIGN button to change the colors of your card
- Tap KEEP IT to save your card
- After you have tapped KEEP IT you will have the chance to SHARE your card
- Once you have more than one card, you can drag cards over each other to create collections



APP INTEGRATION SNAPSHOTS

* Check out other titles in the collection!

