



TYPE DEFENDER

COST: \$0.99

Folder on student iPad:
PRODUCTIVITY

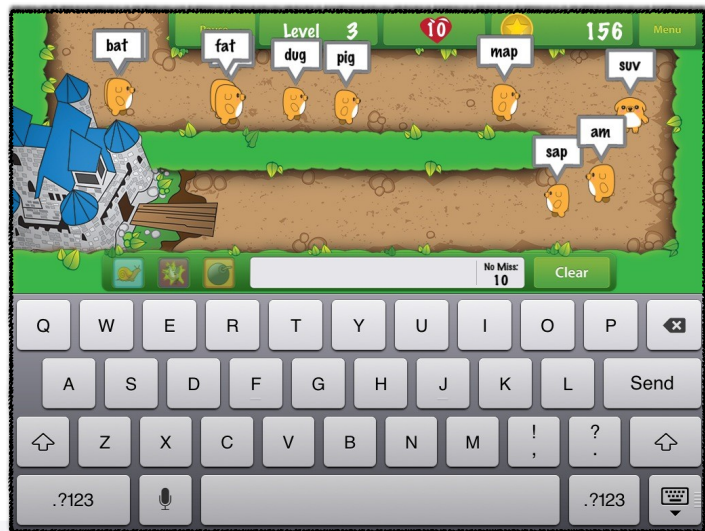
On K-2 and 3-5 iPads

Web Version: NO

Accounts: Saving requires Game Center login

Publishing and Sharing: None

Teacher Use: Use to increase students' keyboarding fluency on the iPad



SUMMARY:

Students type words displayed on top of little critters to defend their castle. Students increase their typing fluency with many different challenges. There are 3 difficulty levels, an express challenge mode (words from all levels), and a custom list mode-great for vocab and spelling word practice. Students can earn points along the way for their hard word.

[Custom List Video Tutorial](#)

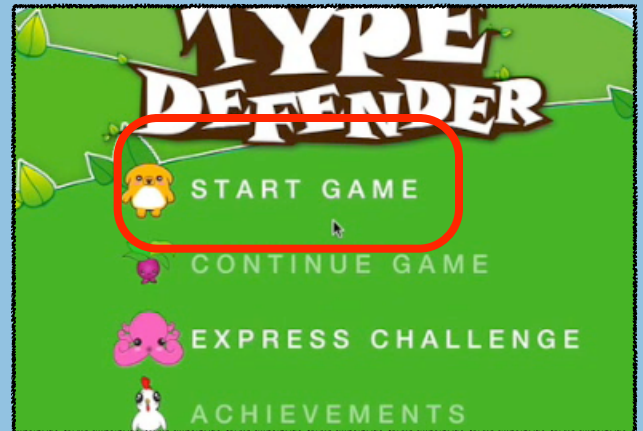
Ideas for the Classroom

Have students create a custom list with thier week's spelling or vocab words. The game will create a typing challenge for them with all the words or letters they want to practice.

1. Open the App from the PRODUCTIVITY folder and choose TYPE DEFENDER



2. Click on START GAME.

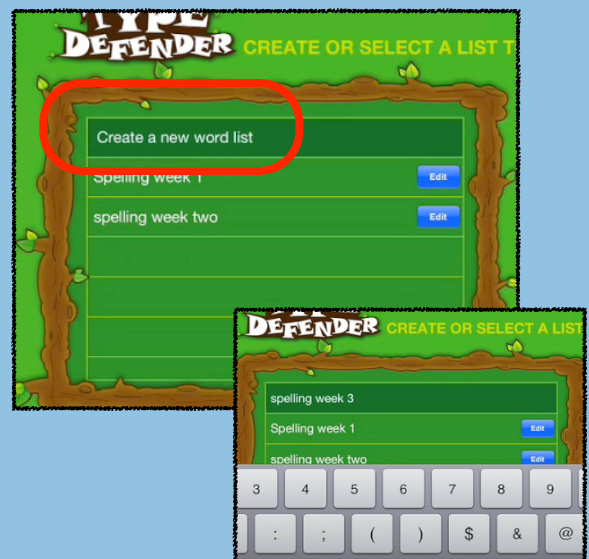


3. Choose the level to begin a game with words from Type Defender's word bank OR choose CUSTOM to make your own list.



4. Press CREATE A NEW WORD LIST

5. Enter a name for your your list, for example, Spelling Week 1



6. Choose the difficulty level for your list on the left

7. Press ADD NEW WORD and build your word list

8. Press DONE on the top right once you are finished with your list

9. Tap on the word list to start the game. Swipe the list to delete. Tap EDIT to change the words.

10. The game will begin with your new word list

11. If the letters turn red, press CLEAR to type the word over with the correct letters

12. Click MENU on the top right to end the game



APP INTEGRATION SNAPSHOTS

Visit the Ed Tech Site:

[http://
eisdtechs.weebly.com](http://eisdtechs.weebly.com)

Please contact your
campus Ed Tech for
additional training or a
co-teaching opportunity.

* Check out other titles in the collection!

Coming soon!